



NCNA Journal

Volume 47 ♡ 2021 ♡ Number 1



**The U.S. Half Cent – Check it out in
“Look it up in the Red Book”**

www.NCNA.club | www.facebook.com/NCCollector

Writing for the NCNA Journal

The *NCNA Journal* welcomes original articles on all facets of numismatics; articles related to North Carolina numismatics are particularly encouraged. Submission of previously published articles will be considered on a case-by-case basis; prior publication source should be noted at time of submission. The NCNA reserves the right to edit all submissions for length, format and/or content.

Digital copies of submissions are preferred; they should be sent via email to: ghcheek@earthlink.net. Typewritten articles are also accepted; they should be sent to: Greg Cheek, PO Box 185, Yadkinville, NC 27055.

The inclusion of images in support of a submitted article is very much appreciated. Digital images of 300 dpi (or higher) are preferred. Files in JPG format are preferred; please contact the editor before sending images in other formats. Questions regarding images should be directed to the editor. ***PLEASE NOTE: The copyright for all images submitted must be owned by the submitter; submission of images downloaded from the internet without prior permission is not acceptable.***

Authors of articles submitted are eligible for the NCNA's **Bason Literary Award**. It is given each year in recognition of outstanding contributions to the *NCNA Journal* and/or other numismatic publications.

Advertising in the Journal

Advertisement artwork should be submitted in "camera ready" digital form (300 dpi or greater) whenever possible; a clean business card can be submitted for one-third page ad requests. A \$35 charge will be incurred if the NCNA is required to design an advertisement prior to its publication. Payment is due prior to the first insertion.

Advertising Rates		
	One Insertion	Annual (4x)
One-Third Page	\$20	\$60
Half Page	\$30	\$100
Full Page	\$60	\$200
Back Cover (Full Color)	N/A	\$300

Submission Deadlines for Articles and Advertisements

Issue 1 – March 1

Issue 3 – September 1

Issue 2 – June 1

Issue 4 – December 1

NCNA Journal

The Official Publication of the
North Carolina Numismatic Association

Volume 47

2021

Number 1

FEATURE ARTICLES

Dupont Silver-Clad Test Pieces <i>Paul Horner</i>	18
Doubling Your Fun <i>George W. Powell Jr.</i>	28
Five Dimes, Two Centuries <i>Mark Benvenuto</i>	38

COLUMNS

President's Message <i>Greg Cheek</i>	4
Notes from the Editor's Desk <i>Greg Cheek</i>	7
Young Collector's News <i>Bob Pedolsky</i>	9
The Ancient Guy <i>Perry Siegel</i>	13
Look it up in the RED BOOK.....	23
A Blast from the Past <i>Danny Freeman</i>	42

ASSOCIATION NEWS

Secretary's Report	5
Show Calendar	26
News from the Clubs	41

GENERAL INFORMATION

Advertising in the <i>NCNA Journal</i>	2
Writing for the <i>NCNA Journal</i>	2
NCNA Membership Renewal	4
NCNA Membership Benefits	46
NCNA Classifieds	48
NCNA Officers, Board Members & Appointments	50

The *NCNA Journal* is published four times per year by the North Carolina Numismatic Association. The opinions expressed in the articles published are those of the authors and do not necessarily represent the position of the North Carolina Numismatic Association or the Editor.

All contents © Copyright 2021 of The North Carolina Numismatic Association unless otherwise specified.

President's Message

Greetings fellow collectors, dealers, and NCNA members! With 2020 behind us, we look forward to the promise of a better year in 2021 for our hobby.

We may be finally “seeing the light at the end of the tunnel” to the COVID situation, as hopes are riding high that the vaccines will help calm the storm soon. Many shows have already been cancelled this winter and spring, but don't lose hope. Keep your fingers crossed that more stamp and coin shows will be able stay on schedule as we progress through the year. You can continue to check on the status of shows and updated information on the NCNA Facebook page and website at www.facebook.com/NCCollector and www.NCNA.CLUB.

Don't forget to **renew your NCNA Membership in 2021** if you've not done so already. It's not too late! Your engagement as a member of your local club and/or the NCNA is a most rewarding aspect of the hobby. It opens up so many opportunities for fellowship, sharing, and also learning from other hobby enthusiasts. Another great benefit of being part of the NCNA is the NCNA Journal. It is published four times a year and is always filled with great educational and entertaining articles submitted by fellow members. Your membership dues cover the publication costs associated with Journal.

The NCNA membership application form can be found on the NCNA website. All membership renewals should be sent to **Halbert Carmichael /NCNA, PO Box 5625, Raleigh, NC 27605**. Please feel free to contact him at hhcarmichael@mindspring.com if you have any questions regarding your membership status.

I also want to remind you about the **NCNA Young Numismatist Scholarship Program**. With this program, the NCNA provides one scholarship per year for a young numismatist to attend the ANA Summer Seminar in Colorado Springs, Colorado. Information about the NCNA Scholarship Program can be found on the NCNA website at www.NCNA.CLUB/yn-program. Please feel free to email Bob Pedolsky, our NCNA YN Coordinator at rpedolsky@carolina.rr.com, if you have any questions regarding the scholarship application process or the program itself.

As always, feel free to reach out to me, other NCNA officers, or members of the NCNA Board of Directors. We are here to assist with

local club efforts and we continue to look for opportunities to attract collectors to the hobby. Please share your ideas with us on how we can make the hobby more enjoyable and meaningful for the NCNA membership and collecting community as a whole.

In closing, I'm very optimistic about 2021 and am looking forward to attending more shows and club meetings this year. I hope to see you out there as well!

Take care and stay safe!

Greg Cheek, NCNA President

PLEASE NOTE: Look at the MAILING ADDRESS LABEL on your JOURNAL envelope! The label shows the year that your NCNA membership dues are paid through. **If it shows 2020 or before, your membership renewal is due now.** If it shows 2021 or after, your membership dues are good through that year.

Secretary's Report

Halbert Carmichael is the NCNA Secretary/Treasurer.

Please direct all NCNA correspondence to him at the following address:

**Halbert Carmichael /NCNA
PO Box 5625
Raleigh, NC 27605**

Halbert takes care of all incoming membership applications/payments and other financial matters for the NCNA. He is also available to assist with inquiries regarding your membership status as well. You can reach Halbert via email also at hhcarmichael@mindspring.com.

Be watchful for important updates posted by Halbert in this section of the Journal.

About the Cover for this issue of the

NCNA Journal ... The U.S. Half Cent is often ignored by the collecting community and is featured in this edition of the Journal in "Look it up in the Red Book". (Images courtesy of The National Museum of American History (<https://americanhistory.si.edu/collections>))

Looking for a Local Coin Club or Local & Regional Coin Shows?

Find out more about clubs and shows in your area
on the NCNA website:

www.NCNA.club

Click on the “Coin Clubs” or “Coin Shows” tab
at the top of any page on the website.

**Join the NCNA
Facebook page at**



www.facebook.com/NCCollector



**Visit the NCNA
Website at
www.NCNA.CLUB**

***Interested in presenting a program or
displaying an exhibit for the
October 1-3, 2021 NCNA Convention
and Show at the Cabarrus Area and
Event Center in Concord, NC?***

If so, contact Perry Siegel at herakles@heraklescoins.com

Notes from the Editor's Desk

I'm pleased to present yet another special group of articles in this issue of the NCNA Journal.

Bob Pedolsky, our NCNA Young Numismatist Coordinator, starts 2021 with a very informative story in his column "**Young Collector's News**" on Alexander Hamilton and how he helped shape the monetary system of the United States. It is entitled, "**Alexander Hamilton and Money**".

In this edition of the "**Ancient Guy**", Perry Siegel recounts three different tumultuous years when a number of different emperors ruled the Roman Empire in his article entitled "**A Year of Many Emperors**". As usual, Perry illustrates with some exceptional images of related Roman coins.

Paul Horner is back with an intriguing article entitled "**Dupont Silver-Clad Test Pieces**". Paul shares the fascinating tale of the 1964 experimental coins produced by the August C. Frank Company. Have you ever heard of Ohl-Yesa and Charles A. Eastman?

George W. Powell Jr. is a new contributor to the Journal with an article entitled "**Doubling Your Fun**". He shares from his interesting experiences and discoveries in the arena of collecting Morgan Dollar varieties known as "VAM's" and the state, territorial, and national park Washington Quarters.

Mark Benvenuto returns with an article entitled "**Five Dimes, Two Centuries?**" It is a wonderful recap of the major designs to consider when collecting a type set of U.S. mint dimes.

Danny Freeman offers up a compelling "**A Blast from the Past**", with a closer examination of the "**Legend of Dents Run**". What actually happened to that 1863 shipment of gold bars?

Lastly, we are excited about the return of the column entitled, "**Look it up in the RED BOOK**" in this issue of the NCNA Journal. Please consider the challenge of learning more about the featured United States **Half Cent!**

I hope that you enjoy all of these great articles! Would you also consider sharing your favorite collecting interest with our membership by submitting your own article in 2021? If so, please let me know.

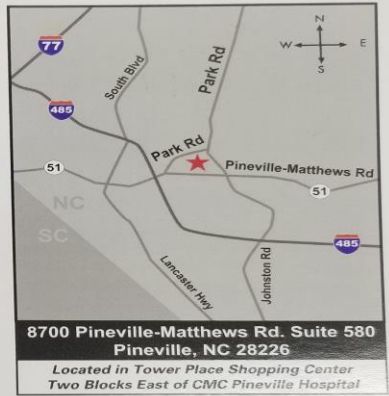
Until next time – Greg Cheek



WE BUY AND SELL RARE COINS
Professional Numismatists Since 1972
www.independencecoin.net

704-542-7554

10am - 6pm Tuesday thru Friday
 10am - 5pm Saturday



Bruce Paulhamus

**Bullion Trading
 Rare Coins
 Diamonds
 We Buy Estates**

423-825-4653

5828 Ringgold Road
 Chattanooga, TN 37412
bruce@southernpmx.com

www.southernpmx.com

MACRAE

RARE COIN & CURRENCY

**EXPERIENCED, DISCREET
& PROFESSIONAL**

WINSTON-SALEM • BOONE

(336) 497-1886

WWW.COINNC.COM • INFO@COINNC.COM



Young Collector's News

Alexander Hamilton and Money


By Bob Pedolsky, NCNA Young Numismatist Coordinator

With a new year and a new beginning, this month I am going to start with one of the key figures in early American coinage history.

We all know Alexander Hamilton from the current \$10 bill and the play that has been on Broadway the past few years. But there is more to this key figure than a play and portrait on a U.S. note.

Hamilton was born out of wedlock, January 11, 1755 (or 1757), and orphaned as a child in the British West Indies. By 1773, he had migrated to New York City and entered Kings College. In less than four years, he was an aid-de-camp to General George Washington, a Lieutenant Colonel in the Revolutionary War, and he was still a teenager! During the period after the war, Hamilton was an American statesman, politician, legal scholar, lawyer, banker, and economist. He was one of the Founding Fathers of the United States under the Articles of Confederation.

As an economist, Hamilton understood that the most circulated coins in the United States at the time were Spanish. Hamilton proposed that minting a United States dollar, weighing almost as much as the Spanish peso, would



(Image courtesy of wikipedia.org)

be the simplest way to introduce a national currency. Hamilton differed from European monetary policymakers in his desire to overvalue gold, relative to silver, on the grounds that the United States would always receive an influx of silver from the West Indies. So, he ultimately recommended bimetallic coinage, at a fixed 15:1 value ratio of silver to gold.

Hamilton proposed that the U.S. dollar should have fractional coins, using decimals, rather than “eights” like the Spanish coinage. He also desired the minting of small-valued coins, such as silver ten-cent, copper

cent and half-cent pieces, for reducing the cost of living for the poor. One of his main objectives was for the general public to become accustomed to handling money on a frequent basis.

Hamilton was also involved in the Federalist Party, the United States Coast Guard, and the New York Post newspaper. Realizing that the United States government under the Articles of Confederation were not efficient and needed to be changed, Hamilton was one of the influential interpreters and promoters of the U.S. Constitution.

After George Washington was elected the first president under the Constitution, Hamilton played major roles in different departments of the new Federal Government. Hamilton was picked by President Washington to be the first Secretary of the Treasury. Hamilton was the main author of the economic policies of George Washington's administration.

He took the lead in the federal government's funding of the states' debts, as well as establishing the nation's first *de facto* central bank, the Bank of North America and the First Bank of the United States, a system of tariffs, and friendly trade relations with Britain. In formulating his report to Congress, Hamilton felt that the securities should be paid at full value to their legitimate owners, including those who took the financial risk of buying government bonds that most experts thought would never be redeemed. He argued that liberty and property security were inseparable, and that the government should honor the contracts, as they formed the basis of public and private morality. To Hamilton, the proper handling of the government debt would also allow America to borrow at affordable interest rates and would also be a stimulant to the economy.

In 1791, Hamilton submitted the Report on the Establishment of a Mint to the House of Representatives. By 1792, Hamilton's principles were adopted by Congress, resulting in the Coinage Act of 1792 and the creation of the United States Mint. There was to be a ten-dollar Gold Eagle coin, a silver dollar, and fractional money ranging from one-half cent to fifty cents.

Smuggling off American coasts was an issue before the Revolutionary War and, after the Revolution, it was more problematic. Along with smuggling, lack of shipping control and pirating were also major problems. In response, Hamilton proposed to Congress to enact a naval police force called, revenue cutters, in order to patrol the waters and assist the custom collectors with confiscating contraband. This idea was

also proposed to assist in tariff-controlling, boosting the American economy, and promoting the merchant marine.

Soon after the 1804 gubernatorial election in New York – in which Morgan Lewis, greatly assisted by Hamilton, defeated Arron Burr – the Albany Register published letters, citing Hamilton’s opposition to Burr and alleging that Hamilton had expressed “a still more despicable opinion” of the Vice President at an upstate New York dinner party.

Burr, sensing an attack on his honor, and recovering from his defeat, demanded an apology in letter form. After a series of attempts to reconcile were to no avail, a duel was arranged through liaisons on June 27, 1804.

Hamilton was conflicted in what action to take. He accepted the duel on principle but decided not to fire his gun at Burr. The dual began at dawn on July 11, 1804, along the west bank of the Hudson River on a rocky ledge in Weehawken, New Jersey. No one was sure who shot first, but Vice President Burr shot Hamilton, delivering what proved to be a fatal wound. Hamilton’s shot broke a tree branch directly above Burr’s head. Burr’s shot hit Hamilton in the lower abdomen above his right hip. The bullet ricocheted off Hamilton’s second or third false rib, fracturing it and causing considerable damage to his internal organs, particularly his liver and diaphragm. After final visits from his family and friends and considerable suffering for at least 31 hours, Hamilton died at two o’clock the following afternoon, July 12, 1804.

Since the beginning of the Civil War, Hamilton has been depicted on more denominations of U.S. currency than anyone else. He has appeared on the \$2, \$5, \$10, \$20, \$50, and \$1,000 notes. Hamilton also appears on the \$500 Series EE Savings Bonds. Hamilton’s portrait has been featured on the front of the U.S. \$10 bill since 1928. The source of the engraving is John Trumbull’s 1805 portrait of Hamilton, which is in the portrait collection of New York City Hall.

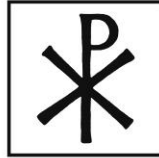
In June 2015, the U.S. Treasury announced a decision to replace the engraving of Hamilton with that of a woman. Before the bill was redesigned, the decision was changed due to the unanticipated popular success of the 2015 Broadway musical “*Hamilton*”.

Hamilton, as well as Ben Franklin, even though not presidents, were great choices to be portrayed on U.S. currency. Till next time, take a good look at a \$10 bill and appreciate the man who is portrayed on it and have fun spending on your hobby!

Ephesus Numismatics

See us at many NC regional coin shows for

- Coins of the Bible
Christian History Coins
- Colonial and Early
American Coins



twood.northstate@gmail.com
www.vcoins.com/ephesus

(919) 557-1302
Fax (919) 557-1308
fuquaycoins@earthlink.net



Fuquay Coins & Jewelry

Member Jewelers Board Of Trade, ANA, NCNA
"Since 1977"

Qualified Appraisals
Coin & Jewelry Sales

125 Raleigh Street
Fuquay-Varina, NC 27526



WAYNE W. BEEBE

Custom Laser Engraving

Buying Silver, Jewelry
and Gold Coins
Appraisals and Grading
Knives and Swords

704-664-1810
www.racecitycoins.com

168 P Norman Station Blvd
Mooresville, NC 28117

THE ANCIENT GUY



A Year of Many Emperors

By Perry Siegel

There were a few moments in time during the Roman Empire where several emperors ruled during the same calendar year. In the year A.D. 69, four emperors were in power, while five different rulers assumed the throne in the year A.D. 193, and incredibly enough, six emperors took over in the tumultuous year of A.D. 238. That last one is an average of two months per leader. And other countries chide us for changing leaders every four to eight years!

The first non-Julio-Claudian emperor, Galba was also the first to reign briefly. He enjoyed the support of Augustus, Tiberius, Caligula, and Claudius throughout his long career, and ultimately accepted the throne in June, A.D. 68 at the advanced age of 70, almost immediately after Nero reluctantly took his own life. However, Galba's reign was disastrous from the beginning, and on 15 January, A.D. 69, after only seven months, he was decapitated and his body was dragged through the streets of Rome on a hook and tossed into the Tiber River. The historian Tacitus famously wrote of Galba, "It was everyone's opinion that he was capable of ruling the empire, had he never ruled".

The man behind the revolt, Otho, succeeded by bribing the soldiers and praetorian guards to the point that it drove him deep into debt. He therefore became the first emperor to attain the throne by blatantly having his predecessor murdered. Otho was obsessive about his grooming, shaving his



Silver denarius of the wigged Otho.

body daily from head to toe, He is famous among numismatists for his toupee, where he appears on his coins with his gloriously curly wig! Alas, his reign lasted a short three months, as he dejectedly took his own life upon defeat by Vitellius.

Known mainly for his negative attributes, Vitellius was described as lazy and self-indulgent, fond of eating and drinking, an obese glutton who devoured banquets three and even four times a day. **Most notorious of all was the dinner given by his brother to celebrate the emperor's arrival in Rome, at which two thousand of the choicest fish and seven thousand birds are said to have been served.** Vitellius was ultimately defeated by Vespasian at the Second Battle of Bedriacum, where the soon-to-be dethroned emperor tried to escape Rome in disguise. However, he was captured and tortured after a short eight month reign.

The governor of Judaea, Vespasian successfully suppressed the First Jewish Revolt. His accession to the throne in December, 69, represented the founding of the Flavian dynasty. He rose from humble origins and was known as a hardy man and fine soldier. He was responsible for several building projects including the famous Colosseum in Rome which he began building in 71, but was not quite complete at the time of his death just short of his 70th birthday. Typical for Vespasian, he chose to be propped up just before dying because he claimed that an emperor should die standing.



Bronze sestertius struck under Titus upon the completion of the Flavian Amphitheater (Colosseum).

The murder of Commodus on New Year's Eve, 192 signaled the end of the “golden age” of the Roman Empire. The first of five emperors in 193 was Pertinax, a 66 year old mostly good man who lasted all of 86 days before he was murdered. This was followed by perhaps the lowest point in Roman history when Didius Julianus won the throne as the highest bidder! His brief and shameful reign of only about two months ended with his being beheaded. Around the same time, Pescennius Niger was declared emperor while in Syria. Little did Niger know that Septimius Severus had gained power in Rome. Thus began the Severan Dynasty

which ruled for 42 years. Septimius Severus hailed from North Africa, the first foreign-born ruler since the Spaniard Trajan ascended the throne almost a century earlier. The Severans introduced an eastern, ritual-based religion which was far different from what the Romans were accustomed to. The fifth emperor in 193 was Clodius Albinus, who Severus appeased by giving him the empty title of Caesar. Albinus ultimately unsuccessfully went up against Severus four years later.



Silver coinage was significantly debased during Septimius Severus' reign. This silver denarius possessed only about 60% purity.

The assassination of Severus Alexander by his own troops in A.D. 235 brought the Severan dynasty to conclusion, and began approximately 33 years of crisis and decline. Additionally, it initiated a 50 year period during which there were at least 26 claimants to the title of emperor! The tumultuous period began with Maxminus I, a towering presence of a man purported to be over 7 feet tall. He was a cruel and ruthless ruler, and the first to never set foot in Rome during his roughly three year reign. The Gordiani staged a coup in early 238, the precise month is disputed as biographical records were not nearly as reliable in the 4th century as they were under earlier historians such as Seutonius, Tacitus, Dio Cassius and others. Gordian I was perhaps the wealthiest man in all the Empire, but was also a person of great integrity. He loved philosophy and literature,



Denarii of Gordian I and II display identical obverse inscriptions, therefore having to rely on facial features. The elder Gordian I has a full head of hair while Gordian II has a receding hairline.

and even wrote 30 books on the lives of Antoninus Pius and Marcus Aurelius. The aged Gordian was already 80 years old so he had his son,

Gordian II rule jointly with him. Gordian II did not share his father's high integrity. Rather, he was quite fond of women, taking on as many as 22 mistresses, all of whom he fathered children with. They ruled for only 20 days when Gordian II was murdered in battle over a grudge. Gordian I killed himself upon hearing of his son's murder.

With the Gordians dead and Maximinus still trying to defend his throne, the Senate installed Pupienus and Balbinus, both elderly, to jointly rule. Although they shared their honors equally, one man's name had to come before the other, and Balbinus quite unhappily was second. Balbinus was then to stay in Rome and Pupienus sent to handle Maximinus. Once Maximinus was murdered by his troops due to his failures militarily, Pupienus returned to Rome to great acclaim much to the consternation of



Silver antoniniani of Pupienus and Balbinus, ironically depicting clasped hands representing their unity.

Balbinus who consistently claimed that Pupienus did nothing to secure victory as Maximinus literally defeated himself. The two men quarreled quite frequently, first privately, but then it spilled into public view, as they each tried to gain control. It finally came to a head and the Praetorian Guard stepped in and killed both of them. The leadership was then handed to the 13 year old youngster Gordian III, grandson of Gordian I, who had earlier been installed as Caesar, although it was understood that he was merely a puppet for his advisors who actually ruled. The year of six emperors had finally concluded.

Three separate years, 15 total emperors. As SpongeBob SquarePants was fond of saying, “Good times!”

References:

All images for the Ancient Guy are courtesy of the Classical Numismatic Group.



NORM'S COINS

404 E. SHOCKLEY FERRY ROAD
ANDERSON, SC 29624

Rare Morgans & Peace \$



NORMAN L. BOGGS, JR.
DEBBIE BOGGS

Cell: 864-940-1200
Office: 864-224-2171

Bill Watts Collectibles

Buying Coin Collections
Gold • Silver • Estates



FREE Appraisals
704-938-3472

703 Mooresville Rd • Kannapolis

WE BUY COLLECTIONS

Coins, paper money, tokens and medals. Much interested in WV and KY coal mine tokens. Old US branch mint gold, Charlotte, Dahlonega, and Carson City wanted. We buy foreign and ancient coins. Buying Statue of Liberty and other modern \$5 commemorative gold coins.

Wake Forest Coins

(919) 556-8300

"Our 31st year in Wake Forest"

On the internet: wakeforestcoins.com
Find me on eBay: wakeforestcoins

George Rogers
PO Box 275
Wake Forest, NC
27588

Dupont Silver-Clad Test Pieces

By Paul Horner

The price of silver since 1891 had consistently stayed below \$1 per troy ounce except for two years, 1918 and 1919, the years of the Spanish Flu. As the silver price chart below shows, in 1961 silver broke the dollar per ounce level and continued rising in 1962 and 1963. In 1963 (averaged for the year) silver was \$1.293 per troy ounce, making a silver quarter (0.18084 troy ounce pure silver) worth about 23.4 cents. Add in production costs and silver coinage costs could easily exceed face value. It is easy to see why Treasury, Congressional and Mint officials decided that a substitute for 90% silver coinage must be found.

Average yearly price per troy ounce of silver:

1959	\$0.914	1960	0.914	1961	1.033
1962	1.199	1963	1.293	1964	1.293
1965	1.293	1966	1.293	1967	2.060

In 1964 the United States Mint and several corporations experimented with various new materials to replace the silver in coinage. Dupont was one of those companies. Dupont experimented with at least three experimental compositions: a nickel alloy clad to a copper core, “Detaclad” explosion bonded material, and what appears to be a silver-clad planchet used in the pieces described here. Details of their three different “clads” are sparse, *Pollock* and *Heritage Auction Archives* (see references) providing the most details.

For now we will concern ourselves with only the *Silver-Clad* “coins” listed as “P-5389” in Pollocks’ pattern reference, pp 447-448.



Figure 1. The Dupont Silver-Clad “Quarter Dollar” P-5389. Only nine pieces are believed to have been struck, making this a rarity 7 item. (Image courtesy of Heritage Auctions)

These are somewhat strange appearing pieces. The name “Dupont” does not appear on these coins. They were struck by the August C. Frank Co. in Philadelphia,¹ from “off the shelf” dies used for earlier tokens. This coin is slightly larger than a United States quarter dollar at 1.006” in diameter (measured on the slab with calipers.) The weight and composition are not well known at present. Website *uspatterns.com* states that they were struck in a “nickel alloy bonded to a copper core.” Pollock says: “Silver alloy (or something similar) bonded to a copper core.” Heritage: calls it a “Silver Clad alloy.” Looking at an actual coin within its NGC slab, it appears to be “silver.” Whether or not it is clad with a plain edge cannot be seen without resorting to the old “Rag & Hammer” technique. It would be a real service to the hobby if the major grading services would do an X-ray fluorescence test on every pattern coin submitted, along with providing the weight.



Jules Reiver (1916-2004) was an engineer with Dupont prior to WWII. He was in the US Army during WWII commanding an anti-aircraft battery during the Normandy Invasion, fought in the Battle of the Bulge earning a bronze star and retired as a lieutenant colonel in 1966. He was a noted numismatist and wrote five books on coins. Heritage Auctions sold his landmark coin collection in 2006. He is listed along with Kenn Henderson in the Pollock book as providing all the information on the Dupont pieces.
(Image courtesy of the author)

The diameter of a circulating quarter is given as 24.3 mm (0.9567”) in the Redbook. Measuring a random well circulated quarter reveals a diameter of 0.952 inches. The difference in size between a real quarter and these Dupont pieces is explained by their designs.



Figure 2. The Indian obverse that August C. Frank Company used was previously used on a copper trade token of John Wanamaker Stores, Philadelphia, PA circa 1895. Listed in Rulau as Phi 114. It is not clear if Ohi-Yesa and Winamaker were connected in some way. (Image courtesy of tokencatalog.com)



The reverse of the Dupont Quarter was the Treasure Island Doubloon. This design was used on the 1926 Philadelphia Sesquicentennial copper token. This die was used on other tokens as well. I will leave connecting this doubloon to Philadelphia to someone else.

(Image courtesy of <https://en.numista.com/catalogue/pieces89533>)

Dupont arranged with the August C. Frank Company to strike their test pieces. Using off the shelf dies simplified the limited production needed. The diameters of both the Wanamaker and the 1926 Philadelphia tokens in the author's collection measures 1.006" in diameter. This explains why the Dupont "quarters" are slightly larger at 1.006" than a regular coin. Examples of both tokens can be easily found.

Ohi-Yesa was Charles A. Eastman, aka Ohiya S'a 1858-1939. He was born a Dakota Sioux in Minnesota and named *Hakadah* ("Pitiful Last", his mother, died after his birth) in Dakota. Later, following tradition, he was renamed *Ohiye S'a* (Dakota: "Always Win.") He converted to Christianity and took the name Charles Alexander Eastman. He attended medical school at Boston University graduating in 1890 and was later certified as a doctor. He was a noted author, lecturer and was involved as a physician for the Bureau of Indian Affairs. He worked with the founders of the Boy Scouts of America, and was involved with Native American politics at the national level. Much material on this extraordinary man to be found on the internet!



**Charles Alexander Eastman
1904**



**Ohi-Yesi in traditional
Sioux clothing**

(Images courtesy <https://www.mnopedia.org/multimedia/dr-charles-eastman>)

Footnote:

1. August Conrad Frank, a German immigrant, came to the U.S. in 1893. He founded the company bearing his name, and sold it to Medallion Art Co. in 1972.

References:

1. <http://www.medalartists.com/frank-august-conrad>
2. https://www.kitco.com/scripts/hist_charts/yearly_graphs.plx?ag792-999=on&submitagB=View+Charts+and+Data, https://www.coinbooks.org/esylum_v07n08a02 *Obituary of Jules Reiver*
3. <https://uspatterns.stores.yahoo.net/p5389>
4. https://en.wikipedia.org/wiki/Charles_Eastman
5. <https://coins.ha.com/> (Heritage Auctions)
6. Andrew W. Pollock III *United States Patterns and Related Issues*, Bowers and Merena Galleries, Inc. Box 1224 Wolfeboro, NH 03894 © 1994
7. Russell Rulau, *Tokens of the Gay Nineties, 1890-1900* pg. 128 1st ed. Krause Publications, 700 East State St. Iola, WI 54990 © MCMLXXXVII

SHOW THIS AD AND SAVE 10% ON SUPPLIES!

BARBER

SHOP

COINS & SUPPLIES

**WAYNE
WILLIAMSON
PROPRIETOR**

P.O. BOX 308
MIDDLESEX, NC 27557



919.621.8893

WAYNE@BARBERSHOPCOINS.COM

FIND US
ONLINE

BARBERSHOPCOINS.COM

Carolina Coin Exchange

*Clayton Brewer
Kerry Brewer
910-574-4635
jimmyscoin@yahoo.com*



Vernon Vallance

Buyer and Seller of Coins and Currency


Phone: 910.206.1589



Look it up in the RED BOOK

“Look it up in the REDBOOK” is a column that will test your knowledge of U.S. coins using R.S. Yeoman’s well known “A Guide Book of United States Coins - **THE OFFICIAL RED BOOK**”. The intent of this column is to challenge journal readers with questions that can be answered in this great reference on U.S. coins.

In this edition, we’ll take a closer look at the United States **HALF CENT**, a coin denomination often ignored by collectors. Use your red book to answer all ten of the questions. Example coin images have been provided for your convenience.



Everyone that mails the correct answers for all ten questions to the Journal editor at ghcheek@earthlink.net by April 30th will be placed in a drawing for a Silver Eagle.

GOOD LUCK!

The 2021 Edition of the Red Book can be purchased at most coin shops and coins shows.

A bit of Red Book History... The Red Book got its start in 1946, but was dated for 1947. The practice of releasing an upcoming year’s issue a few months before the start of the year continues today. 1950 was the only year that the Red Book was not published. The Red Book will celebrate its 75th anniversary issue with the 2022 edition. To date, over 24 million copies have been sold, with 1965 having the highest single year sales of 1.2 million copies.

R. S. Yeoman started compiling the Red Book while working for Whitman Publishing in the 1940’s and continued as its editor until he retired in 1970. Kenneth Bressett then replaced Yeoman as editor in 1971 and continued in that role until he retired in 2017. He now serves as editor emeritus. Since 2017, Jeff Garrett has served as senior editor, but R.S. Yeoman’s name still remains prominently attributed as editor of the Red Book to this day!

Reference: https://en.wikipedia.org/wiki/A_Guide_Book_of_United_States_Coins

The U.S. Half Cent ...

Look it up in the Red Book

Email the correct answers for all ten questions to the Journal editor at ghcheek@earthlink.net by April 30th.



Question 1: On what date was the Half Cent authorized by Congress?

Question 2: What was the first year that Half Cents were struck by the U.S. Mint?

Question 3: What was the last year that Half Cents were struck by the U.S. Mint?



Question 4: In which year did the highest mintage for the Half Cent occur?

Question 5: In which year did the lowest mintage for the Half Cent occur?

Question 6: In which years were restrikes struck for the Half Cent by the U.S. Mint?



Question 7: Who designed the Liberty Cap Type (head facing left)?

Question 8: Who designed the Liberty Cap Type (head facing right) and the Draped Bust Type?



Question 9: Who designed the Classic Head Type?

Question 10: Who designed the Braided Head Type?

Reference: Half Cent images courtesy of The National Museum of American History (<https://americanhistory.si.edu/collections>).

SOUTHEASTERN INVESTMENT CORPORATION

Daniel M. (Danny) Freeman – Dealer

Life Member ANA #3469 & NCNA #113

Member SCNA - BRNA – VNA

***BUY - SELL - TRADE ALL U. S. COINS
APPRAISALS - ESTATE LIQUIDATIONS***

SPECIALIZING IN

SOUTHERN BRANCH MINT GOLD

MORGAN DOLLARS / 1936 - 1964 PROOFS

E-MAIL southerngoldcoins@yahoo.com

PHONE 910-740-6751 / FAX 910-738-1074

P.O. BOX 1738 – LUMBERTON, N.C. 28359

COIN SHOW CALENDAR

Please note that shows listed below are subject to change or cancellation due to the COVID-19 situation. Be sure to check for updates for these shows with show promoters or on the NCNA Website prior to attending: www.NCNA.club

NC

<p>Feb. 12-14 Fr : 10a-6p Sa: 10a-6p Su: 10a-3p</p>	<p>Charlotte, NC – POSTPONED – new date TBD <i>Charlotte Coin Club Annual Coin Show</i> Park Expo and Conference Center 800 Briar Creek Road Contact: Gregory Field – 704.293.4496 cell/text</p>
<p>April 10-11 Sa: 10a-6p Su: 10a-5p</p>	<p>Wilmington, NC <i>Lower Cape Fear Coin Club Show</i> Elks Lodge 5102 Oleander Drive Contact: O.T. Thompson – 910.520.8405</p>
<p>June 18-20 Fr: 10a-5:30p Sa: 10a-5:30p Su: 10a-2.30p</p>	<p>Raleigh, NC <i>Raleigh Money Expo - Raleigh Coin Club</i> NC State Fairgrounds - Exposition Center 1025 Blue Ridge Road Raleigh, North Carolina 27607 Contact: Paul Landsberg – 919.247.1982</p>
<p>Aug. 14-15 Fr: 10a-6p Sa: 10a-6p Su: 10a-4p</p>	<p>Statesville, NC <i>Iredell-Statesville Annual Coin Show</i> Statesville Civic Center 300 South Center Street Contact: Bill Brewer – 704.450.1639</p>
<p>Oct. 1-3 Fr: 10a-6p Sa: 10a-6p Su: 10a-3p</p>	<p>Concord, NC NCNA Convention and Coin Show Cabarrus Arena and Events Center 4751 Highway 49 North Contact: Perry Siegel – 704.488.4787</p>
<p>Nov. 20-21 Fr: 10a-6p Sa: 10a-6p Su: 10a-4p</p>	<p>Raleigh, NC <i>Carolina Coin & Stamp Show</i> NC State Fairgrounds – Gov. James E Holshouser Building 1025 Blue Ridge Road Contact: Jimmy Brewer – 910.574.4635</p>

Attention show promoters!

Make sure your show gets listed in the NCNA Journal.
Send in your show information to: ghcheek@earthlink.net
at least four months ahead of time.

SC

Oct. 29-31 Fr: 10a-6p Sa: 10a-6p Su: 10a-3p	Greenville, SC <i>SCNA Convention and Coin Show</i> TD Convention Center 1 Exposition Drive Contact: Bill Latour – 843.532.5089
--	--

VA

May 29-30 Sa: 9:30a-5:30p Su: 9:30a-3:30p	Salem, VA <i>Salem/Roanoke Valley Coin Show</i> American Legion 710 Apperson Drive Contact: Will Camp – 540.943.2267
Aug. 21-22 Sa: 9:30a-5:30p Su: 9:30a-3:30p	Salem, VA <i>Salem/Roanoke Valley Coin Show</i> American Legion 710 Apperson Drive Contact: Will Camp – 540.943.2267
Sept. 24-26 Fr: 10a-6p Sa: 10a-6p Su: 10a-4p	Fredericksburg, VA <i>VNA Convention and Coin Show</i> Fredericksburg Expo Center 2371 Carl D Silver Parkway Contact: Richard Schornak – 757.659.0235
Nov. 6-7 Sa: 9:30a-5:30p Su: 9:30a-3:30p	Salem, VA <i>Salem/Roanoke Valley Coin Show</i> American Legion 710 Apperson Drive Contact: Will Camp – 540.943.2267

Doubling Your Fun

By George W. Powell Jr.

A few years ago I wrote a story about why I collect “VAMS” and I left out that I also collect coins that have doubling and/or clashed dies. When I was around 12 years old my best friend Wayne and I would save up our money made over the week and on Saturdays we would go to the local bank back home in Falls Church, Virginia. The bank opened at 9:00 AM and we would start with silver dollars to look at first and sometimes we would keep one or two of them. Then we would exchange the rest for half dollars to look at and do the same for quarters. By then the bank would close so we would take the quarters home to look at and the next Saturday we would then turn them in for dimes, look at those then get nickels, then cents, then start it all over again and we did this for years.

By the way for the ones that don't know, back when I was 12 years old you could get silver dollars at the banks (that was in the 40's, 50's, and a few early years in the 60's), but now some of the banks only have the so called golden dollars that some folks think are made of gold.

On my 17th birthday I joined the Navy and served in Viet Nam from January 1964 to February 1966. When I returned home I started to collect coins again. I also saved up my money so I could pay my mom and dad back the money they gave me for my coins that I had sold to them when I had gone into the service.

After coming home from the service I joined the Falls Church Volunteer Fire Dept. and retired as a Deputy Fire Chief after over 30 years, but that's a story for some other time. I needed a job. So I took the Post Office test to be a mailman. I then met and married my wife and after 36 years of carrying mail I retired and we moved to Greenville, North Carolina.

Over the years I have found a lot of coins with doubling and/or clashing and I have tried to learn as much about them as I could. I looked in coin books, magazines and talked with other collectors and coin dealers. I found out that I had some that are real double dies but they had already been listed, so I hoped that I would one day find a new double die that was not listed.

Along with the other coins I had been given or I had received in change, I looked through again very closely. I also learned that, out of the millions and millions of Morgan and Peace silver dollars minted, some of

them have die doubling or die clashing on them. The next coin show I went to I watched a coin dealer tear open a roll of uncirculated 1881-S Morgan dollars and as I looked through them I saw one that had a lump of extra metal (die chip) on the upper part of the Eagle's right wing. I asked him how much he wanted for it and he said it was marked \$22.00 but he would take \$18.00 for it if I would buy it then. So I did.

When I returned home I had a closer look at this new silver dollar and at all of the other silver dollars I had. I got out the silver dollar VAM book that I had bought at the show, and my coin loupe to take a closer look at

my new Morgan dollar. I could NOT find a match for this 1881-S in the VAM book. In the VAM book I saw Mr. Van Allen's name and address listed, and for the first time I sent him 37 other silver dollars to examine along with the 1881-S. In a few weeks I received the coins back with a letter from Leroy and a photocopy of my first New VAM Discovery. It is now listed as a 1881-S VAM 1B R-6 as of April 22nd, 2001.



*New VAM 1881-S 1B, R-6
Morgan Silver Dollar.
My first new VAM.*

Note, these days he ask that people only send him no more than 10 silver dollars at a time.

Note, the word “VAM” comes from the initials of Leroy Van Allen and George Mallis. They had studied the Morgan and Peace silver dollars in the 50's and 60's and gave numbers to each one of the errors that they had found for each of the dates and from the different mints (doubling, die clashing, die chips, die cracks and breaks and die gouges).

When you see a VAM listed it will have the date, mint mark, and the rarity of the VAM. The **R** is for rarity and the numbers 1-8 are the rarity

rating of the VAM, with the higher the number the fewer there are. If a VAM is listed as a 1921- VAM 44 R-8 the number **8** is the rarest of them all, as only one or two of that VAM has been found so far.

After reading the VAM book I have learned a lot more about die doubling and clashed dies, and what to look for. It has helped me to see more on a coin than just the design or as I like to say, the art work. This has helped me with all of the coins I look at.

Thanks to Mr. Van Allen's VAM book and Mr. John A. Wexler's web site, I have learned more about the different kinds of doubling like, #1 die deterioration doubling, #2 mechanical doubling and then the #3 genuine double dies. I also learned what die cracks and die breaks, die chips and die gouges are. If you look at a lot of coins you will find more coins with the #1 and #2 doubling before you ever find one of the #3 genuine doubling on a coin.

On a genuine double die coin the second image will not have a flat straight edge, and will have a rounded edge just like the original image. A die crack is just that, a crack in the die. The die break occurs when the die strikes the planchet and the metal of the planchet fills in the crack or break. A die gouge is made when the die engraver gouges a piece of metal out of the die by mistake to fix part of the details of the design. When the die then strikes the planchet, the metal of the planchet fills in the gouged out area.

Clashed dies are made when the two dies came together without a planchet between them and they strike each other, leaving an image of each other or part of each other on the other die. Then, when the dies strike the next time with a planchet between them, it produces a clashed die coin. Sometimes the image will last for a few strikes and sometimes a few hundred are made. This why they are so rare to find. This can and does happen on all types of coins. A coin is not a coin until the design has been stamped on the planchet and it leaves the mint. Then and only then does it become a legally issued coin.

Before the mint started putting the mint marks on the die in the 90's the die engravers were doing this by a hand punch and boy they would make a lot of bad strikes. That's why there were so many doubled or repunched (RPM) mint marks in the early years. Sometimes the mint marks were doubled 2 or 3 times or more. You can see a lot of that on the early large cents and bust half dollars.


I save all of my pocket change and place it in a small cigar box on top of my desk and once a month I will dump them out and look to see if there are any errors. I have noticed a lot more coins that have mechanical doubling, die chips, or die breaks on them than genuine double dies.

There are a lot of coins listed on some web sites as a double die coins. However, it is just mechanical doubling and not a genuine double die. I try to let the seller know that it is not a genuine double die. Most of the sellers then change the listing, but a few have told me where I can go with my info. Well one day hopefully they will learn the differences. I feel bad for the folks that buy these coins because they don't know the differences.

So far I have found 61 Indian and Lincoln cents, Buffalo and Jefferson nickels, Mercury dimes, Washington state and national park quarters, Kennedy halves and Eisenhower, Morgan and Peace dollars with doubling that have already been listed and a few with die clashing. I've also found eight different dates of Kennedy half dollars without the designer's initials FG on the reverse of the coin.

I found a web site to check if they are double dies and if they are listed already. The first time I sent coins to Mr. Wexler was in June of 2010. I sent five coins for him to see if I had a real double die as it could be a new one. Wow! When I received the coins and a letter back from hm. He said one of the coins was a 1972-D Lincoln cents double die that was listed in his files as WDDO-002 or Die #2. In August of 2010 I sent him five more coins and two of them came back as a 1995 WDDO-001C Die #1 and the other as a 1995 WDDO-001B Die #1, both of them were already listed in his files.

In the years from 2010 to 2016 I sent him more coins. In 2016 I sent him five coins with pone of them coming back as my first new double die. He has listed it as the 2015-P Nebraska Homestead National



*New WDDR-042A, 2015-P Nebraska
Homestead National Monument of America
and first new double die.*

Monument of America Quarter the new WDDR-042A. That was just the start.

I have found new double die quarters for 22 of the states, spanning 15 different years. Of these, eight are State quarters, eight are National parks quarters, seven of which are the first new double dies for those dates, mint mark and state. Of the 166 new double dies I have found, 163 were made at the Philadelphia mint and the other three were made at the Denver mint. Can anyone tell me how, what or why the Philadelphia mint makes so many more double dies than does the Denver mint?

As if there was not a lot to look for already, in 2019, the mint added the “W” mint mark for the West Point mint for the first time. That year the West Point mint produced two million of each of the different national park quarters. I have found over 100 of these from the different national parks. You just don’t know what you will find until you take a closer look.

Most folks never take a good look at their change because to them it’s just a coin. Most people can’t even tell you what kind of metal the coins are made of, much less what state or national park the design is for.

These days I go to my local bank every few weeks and get \$100.00 in quarters to look at. Most of the time I only keep one or two. Sometimes I keep a few more and set those aside. After I rewrap the other quarters I take the time to take a closer look at the ones I keep. I look at the obverse first and then flip it over and look at the reverse. Then I also look at the rim or edge of the coins.

If I find any with doubling I then get out my books and go to all of the web sites to see if they are listed or not. If it is not listed, then I do a detailed drawing of the part of the coin that has the doubling with a write up of what I see. I then send it off to see if it’s new or not. It takes about four hours or more to look at the coins, rewrap, and do the research. It is well worth the enjoyment, and the fun of discovering a new variety.

I keep a few extra quarters around to replace the ones I keep out and after a few weeks I take the \$100.00 of quarters back to my bank and exchange them for 10 more rolls to search.

I have had a few folks say, “you spend a lot of money in getting those quarters”. Well, not really as I’m only keeping one or two quarters out of the \$100.00 I started with. Over the years I have actually only kept around three hundred dollars total face value of all of the quarters that I have searched. I don’t think that’s a lot to spend over the few years that I

have been doing this. Heck, I spend more than that on soft drinks and fast food.

Sometimes I get rolls of the newest quarters and then I will look for the ones with the “W” mint mark on them. I have not found any of the W mint marked quarters with doubling or clashed dies yet, but you never know. That next roll just could be the one with something new in it.

I have a few friends that also get rolls of quarters to look for the “W” mint mark on them, but that’s all they look for. After they have looked through, then I will trade the rolls I have looked at for their rolls and I look for the coins with the doubling and or clashing on them. This works out well for all of us because this gives me more coins to look at without going back to the bank so soon.

Most of the bank tellers know why I’m doing this and they just smile and exchange the quarters for me and sometimes I will hear “good luck”.

Sometimes I look at 300 or 400 hundred quarters to find that one example of a known or unlisted doubling variety, or one that has die clashing on it. I have had a lot of fun looking at coins I’ve had for many, many years, as well as the newer coins I’m finding today.

A few months back I found a quarter that not only has die clashing on the obverse but it has doubling on the reverse. This is the first one that I have found like this. It is now listed as the new double die 2007-P Wyoming State quarter, WDDR-077.

One of the things I find amazing is that some of the coins that have very intricate details in the designs have no doubling and some do, some with a lot less details have doubling. I guess it’s a hit or miss.

Note, the “W” in the WDDR-077 is for Wexler, the first “D” is for double, the second “D” is for die, the “R” is for reverse, and the number is for the 077th new double die for the 2007-P Wyoming quarters. If it is listed as a WDDO the “O” would be for the obverse. If it has the “R” the doubling is on the reverse and if it has an “O” the doubling is on the obverse of the coin. The 077 means it is the 77th double die for that date, mint mark and state. The next new one for that date, mint mark and state will be listed as WDDR-078, and so on.

As of December 23, 2020 I have discovered 60 new and 18 revised Morgan and Peace silver dollar VAMS for a grand total of 78 VAMS. I have also discovered 166 new double die quarters and still looking for more.

Every time I send coins to Mr. Van Allen or Mr. Wexler I'm hoping that one or more of them will be a new VAM or a new double die. I try to remember that I had the enjoyment of looking at the coins in the first place and then hoping it could be something new. After all, is that not what it's all about?

Now that I'm 74 and we have this COVID-19 virus all around us, I can't do any volunteering (talking to kids and adults about fossils) which I enjoy doing. Now, looking at coins and working in my yard and garden are about it for me, when it is not raining.

I need to give a big thank you to Leroy Van Allen and John A. Wexler for their insight and all of their help along with everyone else that helped me along the way. I still have a lot more to learn about VAMS, double dies and all the other coin varieties. Keep looking. You never know what you will find and you may enjoy it as well.

References: All images courtesy of the author.



Herakles Numismatics specializes in ancient Greek, Roman, Byzantine, Biblical and Judaeen coins.

The foundation of our company is built upon three enduring principles...honesty, reliability and personal integrity.

You can contact us via email at herakles@heraklescoins.com, by phone at (704) 992-2707 or visit our web site

Make plans to attend the NCNA Convention and Show at the Cabarrus Area and Event Center in Concord, NC - October 1-3, 2021



Raleigh Coin Club

Established 1954



Raleigh Money Expo™

Coins, Paper Money, and Stamp Show

Presented by the Raleigh Coin Club

June 18-20, 2021

Friday & Saturday, 10-5:30 Sunday 10-2:30

The Exposition Center

NC State Fairgrounds

1025 Blue Ridge Road • Raleigh, NC

150+ Dealer Tables

Educational Programs • YN Area
Exhibits • ANACS • Free Admission

Early Birds Welcome (5pm Thur., 8am other days)

More information and bourse application:

www.RaleighCoinClub.org

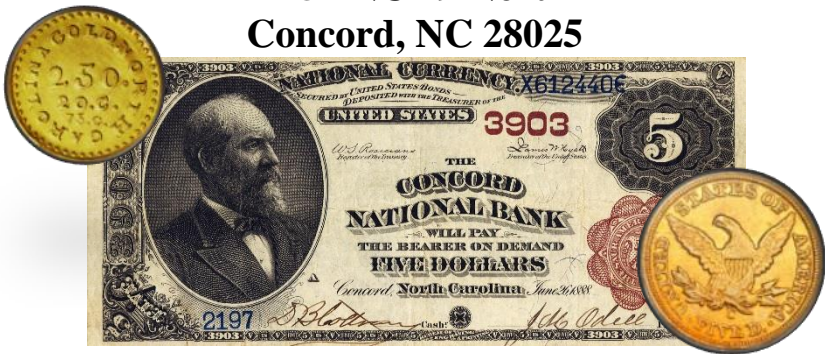
COIN SHOW



North Carolina
Numismatic Association
63rd Annual Convention & Show

October 1, 2, & 3 • 2021
Fri/Sat 10am – 6pm • Sun 10am – 3pm

Cabarrus Arena & Events Center
4751 NC 49 North
Concord, NC 28025



Coins • Currency • Tokens • Medals
Stamps • Post Cards • Bullion • Books • Supplies

- Educational Seminars & Exhibits •
- Young Numismatist Program Fri/Sat/Sun •
- Grading Service Submission Onsite •

Gold Coin Drawings • FREE Admission

For the latest show updates, visit www.NCNA.club
Bourse - Perry Siegel 704.488.4787/herakles@heraklescoins.com

“Largest in State”

COIN SHOW



South Carolina
Numismatic Association
49th Convention & Show

October 29-31, 2021

10 AM – 6 PM Friday & Saturday
10 AM – 3 PM Sunday

Greenville Convention Center
1 Exposition Drive, Greenville, SC

FREE Admission & Parking

- Coins, Currency, Tokens, Medals
- US and World
- Coin Books & Supplies
- Old & New Jewelry
- Competitive & Informational Exhibits
- BSA Scouting Merit Badge Program (Sat. 10 AM)
- Young Numismatist Coin Carnival for kids
- Third Party Grading Services on site
- US Mint, Federal Reserve Museum (Atlanta)*
- SC Dept of Archives & History



Over 175 tables!

Bourse Info, e-mail:
lowcountrycoins1@bellsouth.net

Merit Badge Info, e-mail:
scna_websmaster@yahoo.com

**Tentative pending Federal budget*

Visit www.SC-NA.org for more details

Five Dimes, Two Centuries?

By Mark Benvenuto

It looks like the year 2021 will be a good one for the United States Mint both in terms of pounding out a continuing river of circulating coins, as well as for the production of proofs and commemoratives. A person would have to shell out quite a few of their own dollars to land one of every proof and commemorative offering for the year. And yet somehow, through no malice or obvious abuse, one of our coins just continues on, doing its job with no real plans for change. We're talking about our little ten-cent pieces. Since folks tend to be looking in some other direction, now might be a very good time to pose the question: What sort of type set of dimes might we assemble, and how can we do it without spending a fortune?

A Roosevelt

Our current design has seen FDR peering out of the obverse for 75 years now; and in that time there has been an enormous number of proofs produced. We can easily grab a very modern one, possibly still in its Mint packaging, for very little. But the fun, the challenge as it were, might be to find one that still qualifies as dirt cheap, even among the older proofs. The modern era of proof coinage which started in 1950 saw enough of an output by 1953 that a glance through the current price lists indicates we might be able to land a PF-67 for no more than \$50. Assuming we can land one, that's a great price, and a great start.



Winged Liberty

Moving back to the Mercury dimes, or Winged Liberty dimes, we move back to a design that is simply put a collector favorite. We love 'em, we want 'em, we'll pay for 'em. And we can land many of the common Mercs in grades such as MS-64 or even MS-65 for about \$25 - \$30. That's not too bad either. But since we just talked proofs, let's be brave enough to look at the smattering of proof coins that were issued between



1936 and 1942. These also were dimes in annual proof sets, but virtually all have been separated over the course of time. Today, that 1936 proof Winged Liberty dime will cost a hefty chunk of change. Curiously though, the 1940, as well as the '41 and the '42 are proofs that we might be able to reel in for about \$200 per coin. This isn't a trivial expense. Based on how few were made however, this is something of a hidden gem.

Barber's Image

Moving back to the design that graced our silver coinage from 1892 to 1916, the design work of Mr. Charles Barber, we get to a set of dimes that appear to have some sort of collective launch point, in terms of prices, right at the mint state line. What we mean is that many of the Barber dimes can be snagged for \$65 - \$75 in a grade like AU-50. But the small step up to MS-60 means we pay a bit above \$100 no matter what. That price does not automatically cancel out one of these ten-cent pieces for us, but it can give a person pause. The short and long of it: buy the coin that you are comfortable with.



Seated Liberty

Moving back even farther we get to the Seated Liberty design, which dominated United States silver coinage from the late 1830's all the way to 1891. This is the only design ever to have appeared on six different denominations of U.S. coin – because of the short-lived 20c pieces – and for all denominations saw some amazingly common years, as well as some very lean ones. Do we want the rarest of the rare when it comes to Seated Liberty dimes? Well, that's the 1873-CC, with a total mintage of one coin – so you *can't* have it (and neither can I)! Do you want a good looking example of a very common date Seated Liberty dime? Well, that's much more doable. Some of the MS-60 pieces towards the end of the series run about \$150 in MS-60. Drop down to a slightly used piece though, such as an EF-40, and the price tumbles to \$50. Once again, this is a pretty good price.



Capped Bust

Many of us who are serious collectors of older U.S. silver draw the line at the Capped Bust coins of any denomination. There is a perception that they are all costly. Yet that is not always the case. Okay, we will admit that mint state versions of these early dimes are costly. But that's simply because in the past few decades, coin collecting has shifted to a desire for and love of uncirculated coins. If we are willing to compromise just a smidge, and look to buy an F-12 piece, we really only have to spend about \$150. Let's ponder this for a moment: an 1814 Capped Bust dime, a piece over 200 years old, only costs \$150 in F-12. If we want to go lower and still get more, how about an 1829 or an 1830? Both of these cost about \$125 in VF-20. Once again, this is not a bad price. It's also proof that these truly classic dimes are not all priced at some proverbial king's ransom.



Earlier?

Prior to the Capped Bust series, the Draped Bust dimes must have been not much more than an afterthought for the young Mint in Philadelphia. A look through those just-mentioned price lists will show us that even in low grades such as G-4, an early dime will cost thousands of dollars today.



It looks then like we'll leave our type collection of ten-cent pieces at a total of five. But we can also make note that there are a lot of directions we can take from here to build a larger and probably impressive collection of small silver. Good luck!

References:

Images courtesy of National Museum of American History - National Numismatic Collection, National Museum of American History, Public Domain
https://americanhistory.si.edu/collections/search?edan_local=1&edan_q=10%20cent%20united%20states&edan_fq%5B0%5D=online_visual_material%3Atrue

♣ News from the Clubs ♣

Go to the NCNA website for the most recent updates on local club contacts, information, and news.

Iredell Statesville Coin Club

The Iredell Statesville Coin Club was started in 1995 and reached the 25th Anniversary milestone in 2020! The club hopes to celebrate this milestone, possibly at the clubs' next show in August 2021. Stay tuned for updates and details regarding the celebration.

Bill Comby

The Iredell Statesville Coin Club reports with much regret that Bill Comby passed away earlier this year. He was long time member and supporter of the club, a regular at club meetings. He will be missed!

Winston-Salem Coin Club

Harold Williams

It is with sadness to share also that Harold Williams passed away on March 10. He was a long time member of the Winston-Salem Coin Club and will be missed by all who knew him. A celebration of life for Harold was held at his home in Greensboro on March 13.

Attention NCNA Member Coin Clubs!

**The NCNA *Journal* needs your club news
and updates on your club activities!**

Club leaders: Please have your club representative send updates on your club's activities and member obituaries to the *Journal*.

Updates should be sent to Greg Cheek at ghcheek@earthlink.net or Greg Cheek – NCNA, PO Box 185, Yadkinville, NC 27055.

Thanks in advance for your help with keeping other NCNA members updated and aware of what is going on in your club.

Are you a young numismatist or do you know a young numismatist who might be interested in applying for our NCNA YN Scholarship? If so, please contact Bob Pedolsky, our NCNA YN Coordinator at rpedolsky@carolina.rr.com.

A Blast from the Past ...

By: Daniel Freeman

Legends are sometimes more than just legends. A great many of them can be “bolstered” into truth by research, perseverance, and hard work. Dents Run, Pennsylvania is where one such legend was born. The story goes that in 1863 during the height of the War Between the States, a Union Army patrol was escorting a shipment of gold bars from Wheeling, West Virginia to the U.S. Mint in Philadelphia. It was supposedly ambushed by unknown forces in the heavily wooded mountains near Dents Run, about 130 miles from Pittsburgh. Only one blood-stained soldier survived and reported the incident to nearby residents.

In 2008, amateur treasure hunters Dennis and Kem Parada began their quest to locate this missing treasure. After many years of research through state archives and other sources such as local historical societies, the duo began piecing together letters, U.S. Army records and maps, and other information to narrow down their search.

Because the area in question was on state owned land, they contacted the Pennsylvania Department of Conservation and Natural Resources for permission to search the area. This was granted, but they could not dig and disturb any more than a few inches.

They began their search with metal detectors and began finding signs of military artifacts and campsite utensils. They eventually discovered “a large metallic mass” about eight to ten feet underground. They were very excited. They brought in more sophisticated detectors that showed the size of the mass as being about 5’ x 5’ x 8’ and testing positive for iron and gold. They went back to the state with their evidence, but Pennsylvania was either not interested or inclined to help with the dig. So the Paradas went to the FBI with their evidence. The Feds were interested. Dennis and Kem led the FBI to their site in the woods in 2018. After obtaining a court order through the U.S. Attorney’s Office, the FBI hired a respected geophysical consulting firm, Envirosan, headquartered in Lancaster, Pennsylvania to examine the area and confirm what the Paradas said they had found. Envirosan used many instruments, but one, a gravimeter confirmed the location, depth, and size of the mass. It also indicated the metal underground had the same density as gold.

An author named Warren Getler, whose work includes legends of buried Civil War gold, was also working at the site with the treasure hunters to help record events as they unfolded.

After reporting their progress back to Washington, the FBI did an “about face”. The Paradas and Mr. Getler were told that due to safety concerns, they could no longer observe what was going on at the site. They had to wait quite some distance away, but were assured that as soon as something was found they would be allowed back.

The operation was halted late that afternoon due to darkness with all indications to resume excavation in the morning. When morning came, the FBI went and brought the treasure seekers back and showed them an empty hole. Sorry, the Feds said, no cigar! The Paradas and Mr. Getlar were very suspicious, but had no proof of anything. After talking with local residents, who said they heard equipment running that sounded like jackhammers, and several armored trucks and FBI vehicles leaving the site in the wee hours of the morning, they’d had enough. They felt betrayed and cheated. The Feds did their typical dance of denial after denial. They hired a lawyer to file a lawsuit demanding that the FBI turn over all records and documents related to the case.

After having to answer the lawsuit and the request through the Freedom of Information Act, the Feds found over 2,500 emails, documents, and dozens of videos from the site. The FBI then informed the treasure seekers that it might take as long as forty-eight months to get the evidence turned over to them.

The U.S. Attorney’s Office had the court order for the search “sealed”. That’s what the government does when they want to hide issues pertaining to “what’s in the best interest of the public, National Security etc.,” What a load of crap! Some of the time you and I both know they are just covering up their own lies or mistakes. In this case it appears someone wanted to steal some gold and keep it a secret for as long as possible. I do have to give the media some credit on this story. Every major newspaper in the country covered it. Every television network covered it. And of course, the internet was all over it.

It is almost impossible to get a sealed Federal Court Order unsealed, but the Paradas tried. Their attorney petitioned the Commonwealth of Pennsylvania’s State Court for more information. In his reply, the Honorable Judge Kevin Brobson stated: “In the Matter of: Seizure of One or More Tons of United States Gold” the case is still sealed and I must deny your request. It was a very telling statement. The official title

of a sealed order is very rarely named, but I think the Commonwealth of Pennsylvania is upset too.

I'll tell you what I think. I believe in a lot of folklore and legends because that's how ancient people kept history alive. It was passed down from one generation to the next. Do I believe the government?

Until next time...

References: Katz, Bright / The Smithsonian Magazine / March 26, 2018
Miller, Matt / Penn Live-Patriot News / January 28, 2021
Rubinkam, Michael / Associated Press / March 8, 2021

Copyright Daniel M. Freeman 2021. All rights reserved. Used with permission.



Hyatt Coins

CHARLOTTE, NC • SINCE 1959

- Charlotte's Oldest and Largest Coin Shop
- Third-Generation Family Owned Business
- Buying & Selling Coins, Currency, Collections,
& Estates
- Conveniently located Just One Mile from
Uptown Charlotte

3332 Wilkinson Blvd. Charlotte NC 28208 • 704-394-0387

Selection of Inventory at ***HyattCoins.com***



ISLAND POINT COLLECTIBLES

PO Box 1296 Harrisburg, NC 28075

BUY | SELL | FREE APPRAISALS

Specialties:

- Morgan Dollars
- GSA Dollars
- Bechtler Gold
- Charlotte & Dahlonga Gold

Steve Weber

704-490-8984

swcoins@ctc.net

Member: ANA | NCNA | TSNS | GNA | BRNA | FUN

Ebay ID: swcoins | Ebay Store: Island Point Collectibles



FJH Coins and Stuff

**Fred Haumann
Graham, NC**

Ancients, Medieval,
World Coins & Notes.
Odd and Curious Monies

Website: www.fjhcoinsandstuff.com

eBay ID : fjhstuff
eBay ID : crhstuff



fjhstuff@yahoo.com
harleyspringer94@aol.com

the Coin Shop

EXPERIENCE YOU CAN TRUST

- 🔍 Buying collections of any size
- 🔍 Immediate payment



104 S. Second St.
Spring Lake, NC

MICKEY SMITH
910-497-5445

NCNA Membership Benefits

The NCNA was established to bring together those interested in numismatics and to foster a sharing of numismatic knowledge through its publications, its annual Convention and its support of local coin clubs. NCNA membership is open to collectors, dealers and clubs.

Why Join the NCNA?

- **Fellowship:** Become part of a numismatic community that stretches from the Great Smoky Mountains to the Outer Banks!
- **NCNA Journal:** Receive an award-winning quarterly magazine with informative articles, NCNA organizational updates and the latest news from member clubs.
- **Discounts on Books & Supplies:** Receive a 10% discount on numismatic books and supplies from participating dealers.
- **Annual Convention:** The NCNA hosts one of the larger coin and currency shows in North Carolina each year, featuring local and regional dealers.
 - NCNA members can enter the Convention bourse 30 minutes before the general public. (Valid NCNA membership card must be shown.)
- **Local Clubs:** The NCNA can assist with the organization of a new club or the ongoing support of an existing club. Contact us if you need assistance!
- **Club Liaison Program:** A program that brings together club representatives from across the state to exchange ideas and collaborate on improving the club experience for all members.
- **Annual Awards:** Each year the NCNA presents awards to those who have contributed to the advancement of the hobby through their support of the organization and/or the sharing of their expertise with other collectors.

Young Collector Program

The NCNA offers an educational program specifically designed for young collectors. The program was created to help develop the next generation of collectors by encouraging today's youth to become active in coin and paper money collecting.



TARHEEL COINS

Specializing in US Proof Coins

Charles Gray
919-219-6906
graycorner@aol.com

ALWAYS BUYING COLLECTIONS

Mint Products
Extensive Proof Coin Inventory



Bill Graves

Numismatics
probgee@aol.com

R&B Numismatics

PO Box 1068
Lewisville, NC 27023-1068
(336) 608-1008

Member:
ANA/BRNA/FUN/GNA/NCNA/VNA

G'S COIN SHOP, LLC
BUYING SCRAP GOLD & SILVER
JEWELRY & COSTUME JEWELRY
 Always Buying Collections! * Gold & Silver Bullion
 * Investment Packages * U.S. & World
 * Estate Appraisals Coins & Currency
 * Supplies * Stamps
 * Antiques



Roger & Melody Gumm: Owners GsCoinShop.com & Like us on facebook
 4020 Hendersonville Rd. Fletcher, NC 28732
 Store:(828)684-6902 Cell:(828)768-2200 Fax:(828)687-3642

NCNA Classifieds

Current NCNA members may place a free, text-only buy/sell/trade ad in the *NCNA Journal*. Ads are limited to 50 words (more as space allows). Ads from non-members will be considered as space allows; cost for non-members is 25¢ per word (minimum of 20 words). The NCNA reserves the right to edit ads to fit the available space, and to refuse ads at its discretion.

WANTED: North Carolina trolley and bus tokens to complete my state-wide collection. I need two plastic tokens from Goldsboro that have “Silverline Transportation” on one side with dollar values on the other. Also, two aluminum tokens from Thomasville that have “Thomasville Transit Co.” on one side and “Good for one fare” on the other. Other less common tokens being sought are: Asheville (Biltmore Forest Stage Co.), Elizabeth City (Lucas VA-CAR Bus Lines), Greenville (City Bus Lines) and High Point (Duke Power Co High Point). If you have any of these to sell, or know someone who does, please contact me at jeff.mccauslin@gmail.com.

FOR SALE: Complete sets of wooden nickels used to promote the Raleigh Money Expo™. Years included: 2013, 2014, 2015, 2016, 2017, 2018; six in total. \$6.00 per set, postage included. Contact info@raleighcoinclub.org or send payment to RCC / PO Box 99601 / Raleigh, NC 27624. Visit www.RaleighCoinClub.org to view the woods (under “Club Collectibles”).

FOR SALE: Back issues of the *NCNA Journal*. \$2.00 per issue plus postage. Postage for 1-2 issues: \$2.00; 3-4 issues: \$3.00; 5-6 issues: \$4.00. Larger quantity requests will be provided with a personalized shipping quote. Contact NCNA Secretary/Treasurer Halbert Carmichael at hccarmichael@mindspring.com for the list of available issues and payment instructions.

FOR SALE: Complete set of US Commemorative set of half dollars including the Lafayette Dollar and the Isabella Quarter. There are also extra coins such as the Grant with Star, Missouri 2x4, and Alabama 2x2. A very nice set of high grade coins. Contact Eric Dailey at ericdailey@roadrunner.com or 704-880-2925 to discuss and or set up an appointment.

Your ad can be here in the next issue of the NCNA Journal!

2021 NCNA Board of Directors Meeting Schedule

All NCNA BOD meetings are open to the NCNA membership. BOD meetings are scheduled on Saturday, immediately following the close of the coin show bourse and times are TBD. *Please note that the BOD meeting schedule is tentative at this point and subject to coin show cancellations or location changes due to the COVID situation.*

Meeting Location

Date

Conference/Zoom Call	Jan. 26, 2021
Azalea Festival Coin Show - Wilmington	April 10, 2021
Raleigh Money Expo - Raleigh Coin Show - Raleigh	June 19, 2021
Iredell-Statesville Coin Club Show - Statesville	Aug. 14, 2021
NCNA Convention - General Membership - Concord	Oct. 2, 2021
Carolina Coin & Stamp Show – Raleigh	Nov. 20, 2021

NCNA Local Club Outreach & Coordination

NCNA BOD Directors Bill Graves and Danny Freeman have reached out to local clubs for updated contact and other information, which has been posted on the NCNA website. They are continuing to reach out to local coin clubs and facilitate forums for sharing ideas and forming partnerships. Please feel free to contact Bill or Danny, as they are very interested in your ideas and suggestions.

NCNA Website (<http://www.NCNA.CLUB>)

The NCNA website is an important tool for sharing information with the membership. Alan Stullenbarger currently serves as our webmaster, with Perry Siegel providing administration for the website. Local club representatives should send all local club contact updates and news to Perry Siegel. Please send all coin and stamp show updates to Bill Graves.

NCNA Facebook Page & Other Social Media

(www.facebook.com/NCCollector)

The NCNA Facebook page is another important tool for sharing information with the membership and beyond. Paul Landsberg has taken on Facebook administrative activities for our page, exploring fresh ideas in utilizing other social media to promote our hobby. Please feel free to share your ideas and suggestions with Paul in the social media arena. This is still a fairly under explored area and much more can be done to use it to promote the hobby.

North Carolina Numismatic Association *Officers and Directors*

President: Greg Cheek • 336.428.2026 • ghcheek@earthlink.net

1st Vice President: Perry Siegel • 704.488.4787 •

herakles@heraklescoins.com

2nd Vice President: Danny Freeman • 910.740.6751 •

southerngoldcoins@yahoo.com

Secretary: Halbert Carmichael • hhcarmichael@mindspring.com

Treasurer: Halbert Carmichael • hhcarmichael@mindspring.com

Directors through 2021

Dot Hendrick 919.828.9450	Sanford Steelman 704.578.4931 steel@carolina.net	Wayne Williamson 919.621.8893 wmwbsc@gmail.com
------------------------------	--	--

Directors through 2022

David Boitnott dboitnott@nc.rr.com	Bill Graves Probgee@aol.com	Fred Haumann fjhstuff@yahoo.com
---------------------------------------	--------------------------------	------------------------------------

Directors through 2023

Charles Gray 919.219.6906 graycorner@aol.com	Paul Landsberg 919.247.1982 paul_landsberg@yahoo.com	Mickey Smith 910.497.5445
--	--	------------------------------

Appointed Positions

Webmaster: Alan Stullenbarger • alanstullenbarger@gmail.com

Journal Editor: Greg Cheek • 336-428-2026 • ghcheek@earthlink.net

Bourse Chair: Perry Siegel • 704.488.4787 •

herakles@heraklescoins.com

YN Coordinator: Bob Pedolsky • 704.408.8511 •

rpedolsky@carolina.rr.com

Website Administrator: Perry Siegel • 704.488.4787 •

herakles@heraklescoins.com

Facebook Administration: Paul Landsberg •

paul_landsberg@yahoo.com



CoinZip

Shows, Clubs, Auctions & Dealers



GoToCoinAuction

a CoinZip company



ANACS. The Old North State is Our Second Home

N ★ C




Greensboro



Raleigh



Charlotte



Jim Neely
ANACS REGIONAL
REPRESENTATIVE



America's Oldest Coin Grading Service. Established 1972.

*Call for pricing and
a free submission kit!*

ANACS

1-800-888-1861

www.anacs.com

P.O. Box 6000 • Englewood, CO 80155

customerservice@anacs.com



www.facebook.com/anacscoingrading



[@ANACSCoin](https://twitter.com/ANACSCoin)